

Meeting Notes

Dearborn Park Play Area Renovation Project – Virtual Meeting

August 26, 2020

6:30 p.m. to 7:30 p.m.

Platform: Webex

Attendees: Approximately 19 participants

Project Team Libby Hudson, Planner; David Bader, Landscape Architect; Michelle Whitfield, Project Manager, and Sean Long, Planning Intern

Project Dearborn Park Play Area Renovation: seattle.gov/parks/about-us/current-projects/lakeridge-playground-improvements

Budget & Schedule Budget: \$557,000 for planning, design and construction
Construction budget: \$345,000
Schedule: Planning & Design: Through Early Spring 2021 Construction: Fall 2021

PRESENTATION & GENERAL DISCUSSION

The planning and design team used a virtual meeting platform to share information about the background of the project and share three Play equipment options. Participants were able to view the presentation on the screen and join the dialogue using the Q & A feature of Webex. The design team used live polling to generate feedback on particular questions and design considerations.

- Earlier in the summer, an online survey was used to gather community input on how the play area is used and improvements would be desired. The information for that survey was incorporated in the three options being presented.
- David Bader presented the site analysis and challenges and opportunities and described how the online survey results were used to develop the concept design.
- A second survey is now open to solicit input on the three options and other aspects of the play area renovation. You can reach the survey here: <https://www.surveymonkey.com/r/Dearborn-Survey>
- David Bader described the play area improvements and presented three play equipment options, indicating that features of each option could be mixed and matched for a final option and noting that we would like to gather opinion on not only which look and feel of which design people like best, but also the favorite play component. The three options are provided below:

Three Play Equipment Options

Forest Options



Butterfly Options



Adventure Options





PUBLIC FEEDBACK

Question	Staff Response
Q: any chance for a zipline through the trees? Or just provide a zip line?	Response: There really is not a space for zip line and we would need to remove trees. We can look at that idea - starting at a high place and going to a low place. Although we probably cannot include a zipline, there may be opportunity to create that feeling though. We will look at that as we move forward in design.
Q: Does the Forest option have a swing set or just a round swing board?	The option could have a traditional swing set or a swing board if we wanted. The swings can be mixed and matched so it really depends on what is desired most - traditional swings that can be used separately or the swing shown in the Forest Option that can be used by a bunch of kids at one time. It really depends on what people want. We are in preliminary design and can decide which is wanted, but we cannot do both types of swings as we are limited in space.
Q: Is there a way to better connect play area with the lower field?	Yes. We have thought of a lot. We are having our tree crew limb up the trees to improve the sight line between the play area and the lower field. We are studying other ways to make a connection here. We will not be removing trees, but we will be looking at ways to get kids down to the lower field in this area where that stairway exists.
Q: Any plans for the amphitheater love how the amphitheater channels sound out to the field.	No, not currently. That is the location of the old play area and now associated with the field below. Our project is to renovate the current play area. A little history: This is a very old park, originally known as Somerville Park and part of the town of Somerville (incorporated in 1885 and annexed into Seattle in 1907) The park existed prior to the Olmsted Brother's Seattle Park Plan of 1903 and the park was incorporated into that plan. The old play area was located below and that "amphitheater is a relic of that playground where a fairly large merry-go-round was removed. It is a cool piece but not in our project at this time. For your interest, please see the historic drawing of the old playground (below).
Q: Would all the picnic tables and grills go away in all the options?	No. If we remove them, we would be replacing them. At the least we will be maintaining the amount of seating if not increasing. We may replace these - including the grill. There is only one bench at the play area so it looks like we may need more there.

In-Meeting Polling

Polling was conducted with the participants. The polling results are found at the end of these notes

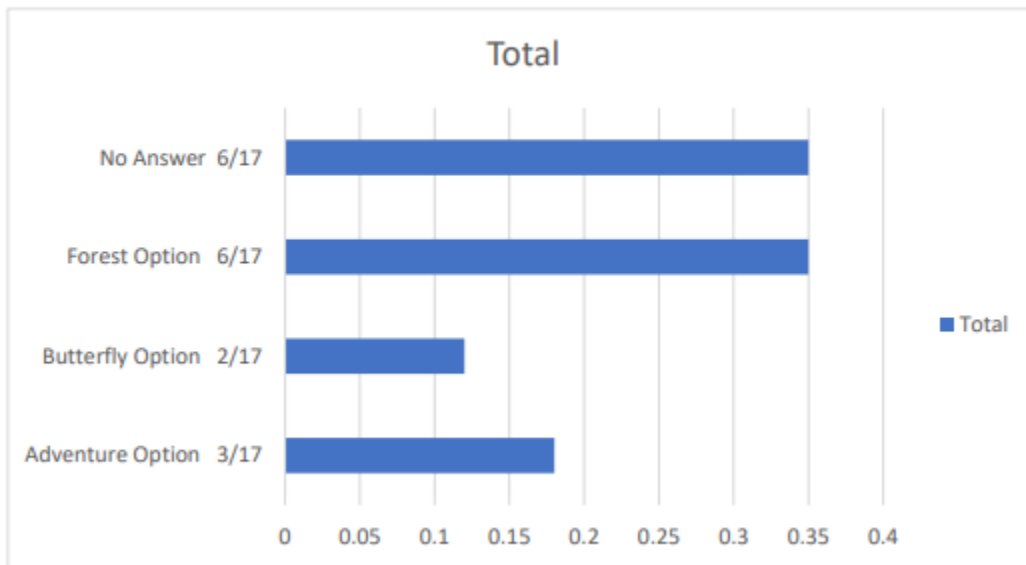
Next Steps

The online survey will remain open until September 9, 2020. Meeting summary notes and the presentation will be posted on the project web page, along with a link to the video recording of the meeting.

The input gathered through the meeting and the online survey will be provided to our designer to develop a Preferred Design. Later in the fall, after internal review of the Preferred Design, it will be posted to the project web page for review and comment. We will send an email notice to all that attended the meeting and indicated their interest when we update the project web page with the Preferred Design.

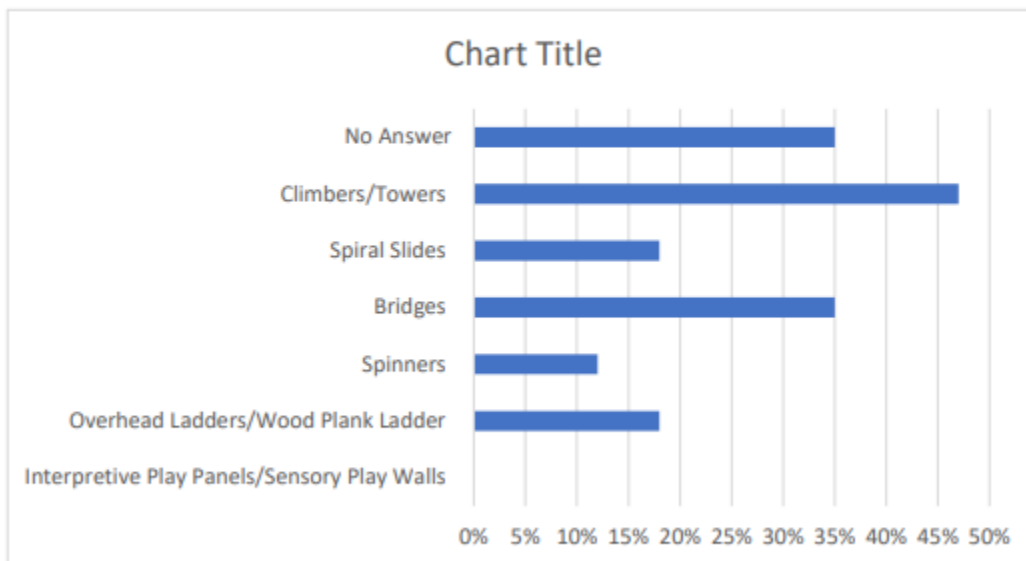
Poll Q-1:

Of the three equipment proposals, which is your favorite?



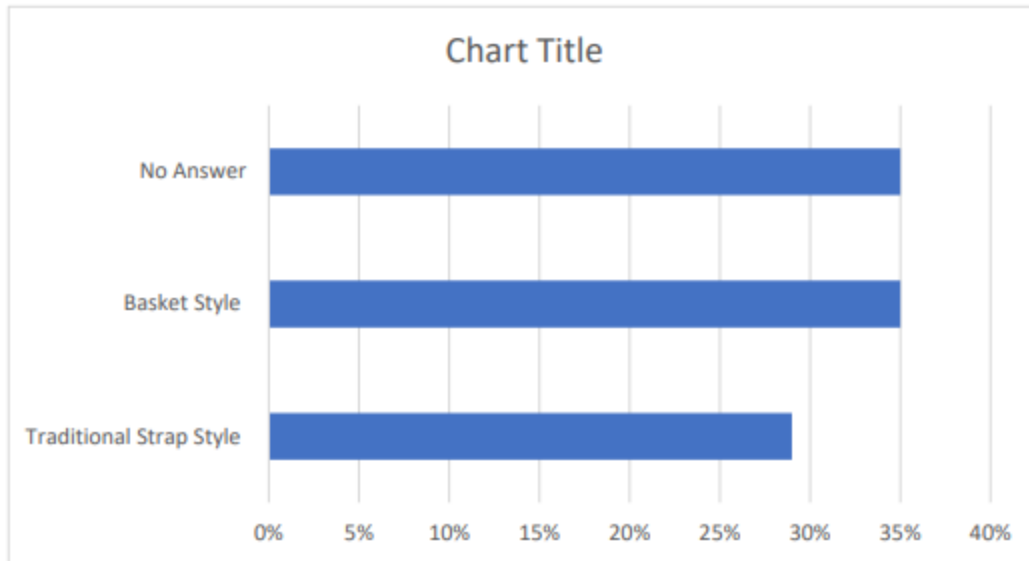
Poll Q-2:

What are the most desired play components? (choose your top 2)



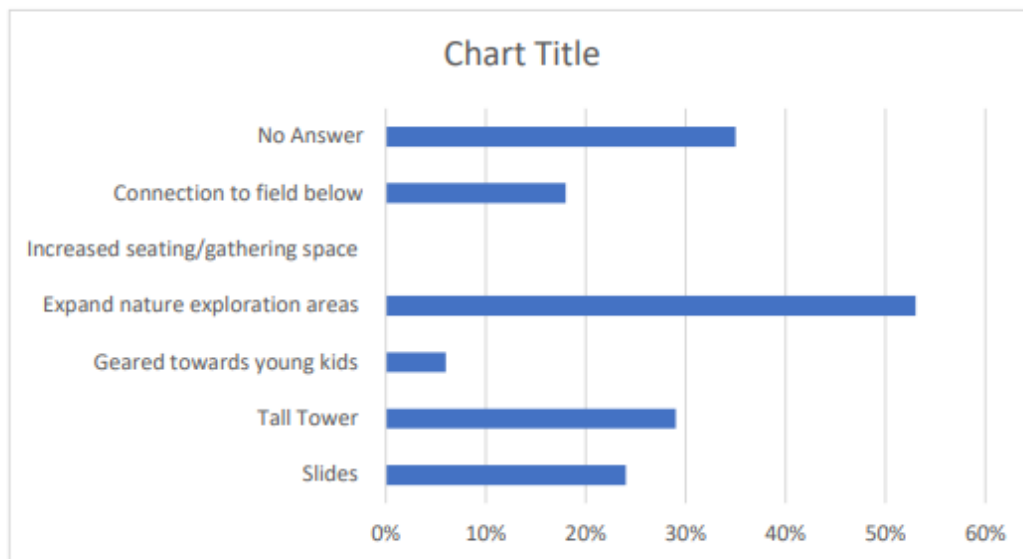
Poll Q-3

For new swings, what type of swing would be best?



Poll Q-4

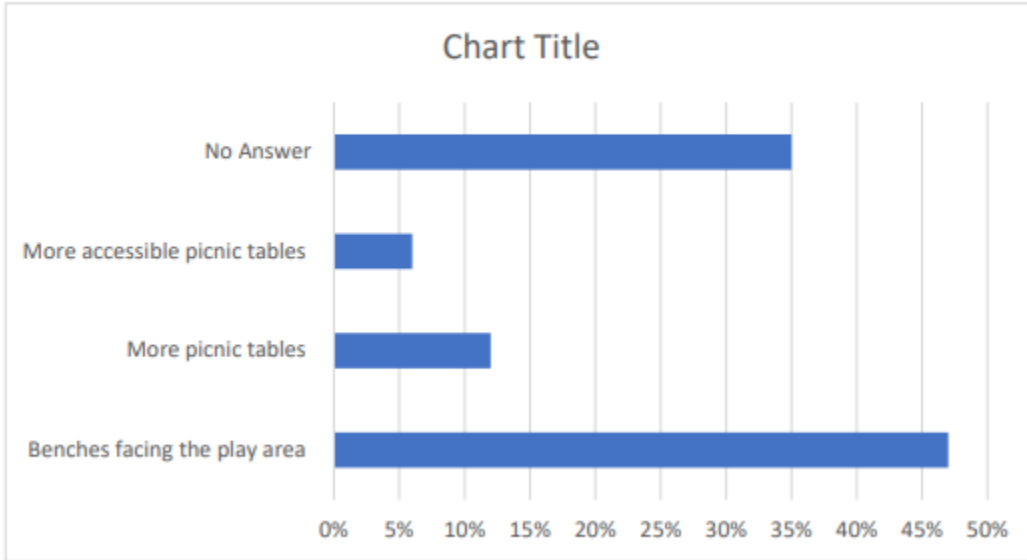
If you think more seating is needed at the play area, what type of seat





Poll Q-5

Given the narrow focus of the project, what is the most desired improvement



Historic Playground: Drawing dated 1960:

